



Līdzfinansē
Eiropas Savienības
Erasmus+ programma



DON'T WASTE, SAVE ! THE EARTH IS YOURS

*Music instruments from recycling
materials*

Upeslejas 2021.





Līdzfinansē
Eiropas Savienības
Erasmus+ programma



A **ringing drum** emerged from an empty plastic mayonnaise bucket or from an iron jar :



Drum

- a bucket of mayonnaise or any other jar
- we will make sticks from old felt-tip pens, pencils.

We wash the bucket (jar) well, dry it.

We glue various patterns and figures on the lid.

Close





Līdzfinansē
Eiropas Savienības
Erasmus+ programma



Alpesleju




Flutes:

For this we need: 7 cocktail straws, cardboard, palstylin and scotch tape.



First, we cut the straws to length so that the difference between them is about 1-1.5 cm.

Our longest was 15.5 cm, the shortest was 5.5 cm.




Then we lay them out on a strip of adhesive tape in a row by height so that the upper ends are on the same line.



After that, once again we wrap the entire row of tubes with tape.

On top of the tubes in front and behind for rigidity and beauty, we attach strips of cardboard with tape.





And we close the lower holes of the tubes with pieces of plasticine. Its ready!



Funny maracas were made from spoons and boxes from "kinder surprises"





Līdzfinansē
Eiropas Savienības
Erasmus+ programma



Castanets



Gusli

(rubber bands are stretched on the cover from under the shoe box).



Fan ratchet made of DVD discs






Valsts izglītības attīstības aģentūra



Līdzfinansē
Eiropas Savienības
Erasmus+ programma



Upesleju



And many other ideas :

